







Reception Planning Week Commencing Monday 6th July 2020

EAD/UW Home Learning & In School

Monday	Tuesday	Wednesday	Thursday	Friday
<p data-bbox="219 491 360 517">Spider PPT</p> <p data-bbox="98 552 479 608">How many facts can you think of?</p> 	<p data-bbox="510 528 734 553"><u>Class Caterpillars</u></p> <p data-bbox="510 596 875 652">Write a sentence to describe our class caterpillars.</p> 	<p data-bbox="1081 491 1216 517"><u>Spider Art</u></p> <p data-bbox="949 584 1346 671">Create a web for a spider using whatever materials you have at home! Here are some ideas...</p> 	<p data-bbox="1487 491 1637 517">What Am I?</p> <p data-bbox="1447 552 1677 608">PPT – A minibeast description game.</p>  <p data-bbox="1379 951 1677 1038">Children to guess what minibeast is being described.</p>	<p data-bbox="1776 491 2000 517"><u>Class Caterpillars</u></p> <p data-bbox="1776 552 2141 639">Write a sentence to describe what has happened to the caterpillars.</p> 

Reception Planning Week Commencing Monday 6th July 2020



Literacy Home Learning & In School

The Very Busy Spider

***Please see the RWI Learning Support at Home document for daily phonics support in the resource folder on the school website**


Monday - June 1st Read text of the week The Very Busy Spider	Tuesday Super sentence	Wednesday Spider facts acrostic poem	Thursday Tricky word practise	Friday Handwriting
<p>The Very Busy Spider- Read the story or watch https://www.youtube.com/watch?v=TfL0g-XRxnA&safe=active discuss the themes. Do you like spiders? Miss Souter has also filmed reading the story which you can find on the school website in the resources folder.</p> <p>Show PowerPoints on the life cycle of a spider, how is it different from the life cycle of a caterpillar?</p> <p>Watch YouTube spider spinning web time-lapse https://www.youtube.com/watch?v=ZOJbHAwejeQ How does a spider make a web? Can you do that? Spiders are special because</p>	<p>Please visit the school website for the activity in the resource folder. Here you will find the super sentence building activity PowerPoint</p> <p>You may also want to watch some of the spider facts on YouTube in the links below.</p>	<p>Please download the Acrostic Poem PowerPoint from the school website that we used a couple of weeks ago. The PowerPoint is a tutorial for parents on what an acrostic poem is and how to write one. There is an example of a minibeast acrostic poem at the end of the presentation.</p> <p>In the resource folder on the school website, you will find the spider template that you can download and print. Alternatively, you can write it straight into the home learning book.</p>	<p>Starter activities: Red word bingo game from previous weeks.</p> <p>Or continue with Word Building Practise: If you haven't already done so, download and print the CVCC word building writing frames which can be laminated and used several times. Or the words can be simply copied from the computer straight into writing books or onto paper. Children must use their Fred talk to decode the sound in the word to match the picture.</p> <p>In School: show pictures on the IWB and use the white boards- Write altogether.</p> <p>Main Activity: practise writing red words on the playground or on pavement in your garden</p>	<p>At home: If you have a printer at home please print the handwriting booklet and complete two pages this week. Alternatively, If you are able to print at home, please do so and get your child to copy these letters and words. If you do not have a printer, copy on to some paper or into an exercise book. Don't worry about the handwriting lines: https://www.twinkl.co.uk/resource/t-l-52341-abc-handwriting-sheets</p> <p>In school: With a green highlighter in the handwriting books write one red word on each line for the children to trace and then independently write. (Choose a selection of random red words)</p>

Reception Planning Week Commencing Monday 6th July 2020

they can do a job that other animals can't we need them as part of our eco system.				
--	--	--	--	--

Maths- Home Learning & In School

The Dinosaur That Pooped a Planet



You will find the separate maths planning on the school website in the FS school closure home learning tab. On there you will find some extra resources and activities that you may or may not wish to do with your child, these extra activities for the week that are not related to the story but are related to the EYFS Maths Curriculum. Please complete these if you have time and/or if your child would like to challenge themselves to complete more maths work!

- Please follow the link for planning and resources: <https://whiterosemaths.com/homelearning/early-years/>
- You can watch the story being read on YouTube: <https://www.youtube.com/watch?v=dzOjs4irfAw&safe=active>

Reception Planning Week Commencing Monday 6th July 2020

Additional Activities In School /Extra Resources for Home Learning

EAD- Spider colouring found on the school website in the resource folder.

UW- Watch Spider Facts: <https://www.youtube.com/watch?v=ZsRWwKP69Bs&safe=active>

Minibeast Adventures: <https://www.youtube.com/watch?v=a8xgh2H5dGw&safe=active> (watch from 28 mins)

Minibeast Adventures: <https://www.youtube.com/watch?v=9RtW9zG0854&safe=active>

Downtime: <https://www.bbc.co.uk/iplayer/episode/m000b3qg/molly-and-mack-series-2-2-big-hairy-spider>

PD: PE with Joe Wicks https://www.youtube.com/results?search_query=JOE+WICKS

Cosmic Kids: Spider Compilation: <https://www.youtube.com/watch?v=fnO-IGEMOXk&safe=active>

Cbeebies: Oti's Boogie Beebies-Sport Star <https://www.bbc.co.uk/iplayer/episode/m000k00h/otis-boogie-beebies-series-1-8-sport-star>

Andy's Workouts <https://www.bbc.co.uk/iplayer/episode/p06tmry2/andys-wild-workouts-series-1-9-the-undergrowth>

Andy's raps <https://www.bbc.co.uk/iplayer/episode/p071b2hk/andys-animal-raps-series-1-9-spidery-bounce>