

Dear Parent/Carer,

As we move in the final term of Year 4 and we are all becoming more settled in our Home Learning Tasks, we thought it may be useful to give an example timetable of the recommended daily tasks for the Year 4 children to complete. Please use this timetable as a guide, it may be helpful to see the weekly tasks set out in a timetable for clarity and to help you plan your child's week.

(Please see the Timetable document for Group A)

Along with this, we have also added a teacher recorded explanation to some of the tasks this week. This should support your child in accessing the tasks independently. On some occasions, adult guidance may still be necessary for certain tasks.

Please find the details below of the learning tasks for your child to complete during the week beginning Monday 1<sup>st</sup> June:

Values: Our new Value for this month is 'Individuality'.

In the Extra Resource folder -you find an assembly introducing this value and prompting discussions around 'What makes us special, individual and unique?'

Reading Comprehension – First News is a child friendly newspaper that reports on all current affairs from around the world along with some quirky and interesting news articles too.

Please complete the First News Reading Comprehensions, puzzles and picture quizzes (please feel free to complete these in an exercise book or on a sheet of paper if you are unable to print them)

The First News Newspaper for this week has also been added to the 'Extra Resources file' for you to read. This week, you will also find another fun First News debate to participate in, if you choose.



Spellings – On the Year Group information section of the school website you will find your weekly spellings for **Group A** and their associated activities to carry out over the week. You will also find the recommended daily spelling activity on the timetable document.

Monday (Task 1):

Watch your spelling PowerPoint and have a go at the task on the PowerPoint and write 5 high quality sentences using 5 of your words.

Tuesday (Task 1):

Complete the look, cover, check, write sheet and complete 5 sentences using your other 5 spellings.

Wednesday (Task 3):

Complete your handwriting sheet with your spellings.

Thursday (Task 4):

You will find a different activity to practise your spellings as well as a word search.

Friday (Task 5):

Ask an adult or an older sibling to test you on them on Friday. Keep a log of your scores.


**SPAG:** For your SPAG this week we are going to look at using apostrophes in combining two words. We have looked at these last term, so it should just be revision. Click on the link

<https://www.bbc.co.uk/bitesize/articles/zhgfy9q>

It will take you to the BBC Bitesize website where you will watch a video and have a go at the suggested activities. Have a go at pushing yourself and can you complete all the activities?

Extension: use five of your weekly spellings to create a sentence using a contraction in them.

Year 4 Workbook



English — Please read and listen to our new text 'The King of Fishes'. As well as reading through the story, this week you have four tasks related to the story to re-familiarise you with the story again before we start our detailed writing tasks next week:

Task 4: Read and Understand

Task 5: Spellings in Sentences

Task 6: The Substitution Game

Task 7: Similar or Different?

Maths — Mrs Makkar and Mrs Meshkova's group:

We would like our Maths group to complete the Mathematics tasks set for this week along with the following lessons on

The White Rose Maths website (30 minutes each). <https://whiterosemaths.com/homelearning/year-4/>  
Please remember to click on

## Summer Term - Week 6 (w/c 1st June)

Summer week 3: Lesson 1 – add two or more fractions, Lesson 2 – Subtract fractions, Lesson 3 – fractions of quantities, Lesson 4 – Multiply 3 calculate fractions, Lesson 5 – Maths Challenge. Please note that the first lesson is:

### Lesson 1 - Add 2 or more fractions

Add 2 or more fractions

$$\frac{3}{5} + \frac{1}{5} = \frac{4}{5}$$

That's easy, 3 + 1 is 4 and 5 + 5 is 10  
so the answer is  $\frac{4}{10}$

11:45

We realise the White Rose Home Learning website has been overloaded during this time and difficult to access so we have added this week's lesson worksheet and answers to the Year 4 page on the school website for ease.

Mathletics: Are you Ready Fractions?, Common Denominator, Test Fractions

Why not try also the extension activity? Fractions of a Quantity sheets

Maths - Mr Staggs' group:

Week 6 - White Rose Home Learning (Yr4, Summer Term, Week 1)

<https://whiterosemaths.com/homelearning/year-4/>

Lesson 1 – Make a whole, Lesson 2 – Write decimals

Mathletics- 'Decimals', 'Decimal Place Value' & 'Comparing Decimals'

## Maths – Mr Follant’s Group:

Over these next two weeks we are going to have a look at Money. I have also assigned Mathletics exercises for you to complete. Try and do ONE a day, if you have time.

Here are the lessons I would like you to complete:


**Lesson 1** – Pounds and Pence (start at 1:20); **Lesson 2** – Pounds and Pence (start at 1:20); **Lesson 3** – Pounds and Pence (start at 1:20);

These instructions are for Lessons 1, 2 and 3. I would recommend spending no longer than 40 minutes on each lesson, that includes answering the CHILLI CHALLENGES.

1. Watch the video (it is the same one for Lessons 1, 2 and 3). Click [HERE](#) to watch this video as well to help you.
2. Download and complete the **GREEN CHILLI CHALLENGE** then check your answers.
3. If you are feeling confident, then move on to the **ORANGE CHILLI CHALLENGE** – don't forget to check your answers.
4. If you are feeling really confident, move on to the **RED CHILLI CHALLENGE**.
5. Don't forget to check your answers.

**Lesson 4** –Download and complete the White Rose Worksheet from the school's website.

**Lesson 5** – Log onto MATHLETICS to complete the exercises that I have set you. Really, really try to get as close to 100% as you can, it might mean that you have to have more than one go! REMEMBER – the more you do them the better you will get.



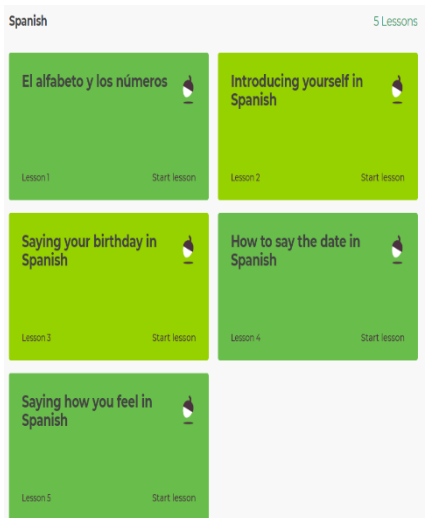
**Computing:** (Ongoing – Please complete this at your own pace, when you have some free time)

On the Year Group information section of the school website you will find 'Computing Home Learning tasks' document. In this document you will find a link to follow which will allow you access a range on home learning activities and games with added videos and step-by-step guides.

## Science

We are continuing with our topic states of matter.

Click on the link <https://www.bbc.co.uk/bitesize/articles/zvxtbtk> to take you through the video and activities. Have a go at the activities but don't worry if you're not able to do all the activities.



Spanish: (Ongoing – Please complete this at your own pace, when you have some free time)

This week we will recap the alphabet and numbers and move onto how to greet people and introduce yourself in Spanish. Click on the link for the lesson:

<https://www.thenational.academy/year-4/foundation/introducing-yourself-in-spanish-year-4-wk2-2>

You will need some paper and a pencil.

Music- A message from Ms Frank: (Ongoing – Please complete this at your own pace, when you have some free time)


Sing up have opened up a home version, which has a weekly song. Suitable for all. There are other activities on the website too. The KS2 children in choir might particularly enjoy this resource.

<https://www.singup.org/singupathome/song-of-the-week>

On the BBC Bitesize website there are also 13 films for the children to enjoy. Perhaps try to share one each week?

<https://www.bbc.co.uk/bitesize/subjects/zwxhfg8>

They also have a page of masterclasses and live lessons based on ten pieces, which they will have watched at some point in the Music lessons in Key Stage Two. <https://www.bbc.co.uk/teach/ten-pieces/masterclasses-and-more-resources/znbpgwx>



Please also take the time to read and enjoy a book with your child every day.

If you have any questions regarding your work during this time, please do so using the following email address [year4@stokepoges.bucks.sch.uk](mailto:year4@stokepoges.bucks.sch.uk). If your email is for a specific Year 4 teacher then add their name to the subject e.g. 'Year 4 team – Mr Follant'.

If you have some free time, why not also take a look at this week's fun and creative extra activities.

Please also keep an eye on the school website, as we will be routinely adding more activities to support your child's learning. Along with this, you will find a list of useful websites links that will aid the children's work at home.

Thank you for your continued support.

Keep safe,

The Year 4 team.